



ADVENTURE JOURNAL



THIS PASSPORT BELONGS TO

Name

PLACE A
PHOTO OF
YOURSELF
HERE

City, State

Age

Year



LET THE ADVENTURE BEGIN!

We hope you're excited to start.

Embracing adventure is smart.

See new things by going outside.

This fun-filled journal is your guide.

Add plenty of pictures and notes
to share with your friends and your folks.

The puzzles and games are quite fun.

Find more of them here when you're done:

REI.com/passport

Adventure comes in any size. And when you're done, you get a prize.



- ❶ Need some ideas on where to go? Find lists of local hikes and bike rides that are fun for you and your family at REI.com/passport.
- ❷ After each outdoor adventure, place a sticker onto one of your adventure pages. You can also add notes about any of the cool things you did or saw!
- ❸ Finished your first adventure? Great! To get your official Certificate of Completion and a prize, mail in the postcard on the back or go to REI.com/passport to submit your completion information.

There's just one more thing ... Here's what you should bring.



- ① Sun protection: hat, sunscreen and sunglasses
- ② Healthy snacks
- ③ Lots of water
- ④ Camera
- ⑤ Watch
- ⑥ Pen or pencil for filling in your journal
- ⑦ Small first-aid kit
- ⑧ Emergency whistle (in case you need help)

For a bike trip, add these items:

- ⑨ Helmet
- ⑩ Tire pump, patch kit and tire levers
- ⑪ Bike lock
- ⑫ Elbow and/or knee pads



WHAT DID YOU SEE TODAY?

**Were some critters having snacks?
Did you find them by their tracks?**

Draw a picture here of something you saw, or attach a
photo of you on your adventure!



Today's Date _____

Where Did You Go? _____

What Did You Do? _____

Weather: Part of every adventure is weather, whether it's sunny or stormy. Circle every way you experienced the weather today.



See Something New? What animals, trees or plants did you spot today, by chance?

.....

.....

.....

Notice Any Interesting Noises? The natural world is full of surprising sounds. What caught your ear? Write it here.

.....

.....

.....

Place
Sticker
Here



WHAT DID YOU SEE TODAY?

**Were the flowers all in bloom?
Did they smell like sweet perfume?**

Draw a picture here of something you saw, or attach a
photo of you on your adventure!



Today's Date _____

Where Did You Go? _____

What Did You Do? _____

Weather: Part of every adventure is weather, whether it's sunny or stormy. Circle every way you experienced the weather today.



See Something New? What animals, trees or plants did you spot today, by chance?

.....

.....

.....

Notice Any Interesting Noises? The natural world is full of surprising sounds. What caught your ear? Write it here.

.....

.....

.....

Place
Sticker
Here



WHAT DID YOU SEE TODAY?

**Did you cross a chilly creek?
Did your sneaker spring a leak?**

Draw a picture here of something you saw, or attach a
photo of you on your adventure!



Today's Date _____

Where Did You Go? _____

What Did You Do? _____

Weather: Part of every adventure is weather, whether it's sunny or stormy. Circle every way you experienced the weather today.



See Something New? What animals, trees or plants did you spot today, by chance?

.....

.....

.....

Notice Any Interesting Noises? The natural world is full of surprising sounds. What caught your ear? Write it here.

.....

.....

.....

Place
Sticker
Here



WHAT DID YOU SEE TODAY?

**Did you notice any bees?
Were they buzzing through the trees?**

Draw a picture here of something you saw, or attach a
photo of you on your adventure!



Today's Date _____

Where Did You Go? _____

What Did You Do? _____

Weather: Part of every adventure is weather, whether it's sunny or stormy. Circle every way you experienced the weather today.



See Something New? What animals, trees or plants did you spot today, by chance?

.....

.....

.....

Notice Any Interesting Noises? The natural world is full of surprising sounds. What caught your ear? Write it here.

.....

.....

.....

Place
Sticker
Here



WHAT DID YOU SEE TODAY?

**Was a chipmunk rather cheerful?
Was its chatter quite an earful?**

Draw a picture here of something you saw, or attach a
photo of you on your adventure!



Today's Date _____

Where Did You Go? _____

What Did You Do? _____

Weather: Part of every adventure is weather, whether it's sunny or stormy. Circle every way you experienced the weather today.



See Something New? What animals, trees or plants did you spot today, by chance?

.....

.....

.....

Notice Any Interesting Noises? The natural world is full of surprising sounds. What caught your ear? Write it here.

.....

.....

.....

Place
Sticker
Here

So Many Treats to Eat!

Have someone ask you for words to fill in the blanks. Then read the story out loud.

Chipmunk rode a _____ down to the
adjective noun

river. It was the best place to _____. At the river, a
verb

_____ turtle was carrying _____.
adjective adjective plural noun

Turtle also had a _____ with _____.
color noun number plural noun

Chipmunk helped Turtle _____ the stuff to Turtle's home.
verb

Chipmunk walked quickly, so Turtle had to _____ to keep
verb

up. For lunch, Turtle offered Chipmunk _____.
adjective plural noun

"I usually eat _____, but this is delicious!"
adjective plural noun

Chipmunk said, and gave Turtle a _____.
adjective noun

as thanks. Suddenly a _____ landed
color noun

beside them. They were surprised it was so _____.
adjective

A sparrow flew down. "That's my _____," Sparrow
noun

said. "It fell out of my _____. May I join you for lunch?
noun

I can share some yummy _____!"
color plural noun

Can You Find What's Hidden?



Carefully study the scene until all these items are seen.


Paint brush
Snake
Ice cream cone
Candle

Key
Fish
Fork
Baseball

Spoon
Toothbrush
Candy cane

Turtle Trivia

1. Turtles can feel every rap, tap and other vibration made to their shells. Now that's shell shocking.
2. It's a turtle's world. Turtles live on every continent except Antarctica.
3. Tweet, tweet. Turtles lay eggs, just like birds. That's why baby turtles are called hatchlings.
4. Pass the sun rock. Turtles like to sunbathe on rocks and logs when they want to warm up.
5. Slow and steady? Not always. Some turtles, like the smooth softshell, can outrun most people.
6. Pbbbt! Did you know that turtles can't stick out their tongues?
7. A group of turtles is called a bale.
8. This little piggie ... Most turtle species have five toes on each foot.



Do You Have an Eagle Eye?

Here's a good way to find out—see if you can spot the hidden words in the puzzle below. They're spelled across or down.

A	B	L	E	A	F	A	L	Y	A	E	H	P
L	N	E	H	T	T	N	F	T	E	N	T	D
P	T	A	E	M	A	P	O	R	A	L	P	A
E	R	I	T	S	H	D	E	J	K	B	O	S
B	J	V	E	L	T	S	X	I	Y	E	Z	B
B	E	G	R	A	N	O	L	A	L	A	P	T
L	K	Q	L	H	T	E	U	O	W	C	D	U
E	A	S	M	T	I	S	A	L	V	H	A	R
P	N	E	H	I	K	I	N	G	Q	I	O	T
D	L	I	S	E	I	D	O	B	H	Z	S	L
S	T	R	E	A	M	O	H	E	G	C	C	E
A	U	M	S	B	E	N	S	F	P	A	I	H
S	A	M	O	S	P	A	R	R	O	W	A	M

Beach
Granola

Hiking
Leaf

Map
Pebble

Sparrow
Stream

Tent
Turtle

Word Puzzles

Look at the example and then try to solve the other puzzles. Check the answers below to see if you solved them correctly. No peeking!

KING

Here's an example.
See the word "KING"?
It sits high in the box.
HIGH + KING
= HIKING!

1.

**TAILR
RIALT
AIRTL
TLRIA**

2.

PAWALKRK

3.

_____ IT

4.

**CAMPING
NIGHT**

Owl Mixed Up

Owl wants to go up the creek, but he's missing something important. Help Owl by rearranging the letters into an outdoorsy word. The circled letters will tell you what he needs.

PRAK

○			
---	--	--	--

AONEC

	○			
--	---	--	--	--

OATD

			○
--	--	--	---

PUDEDL

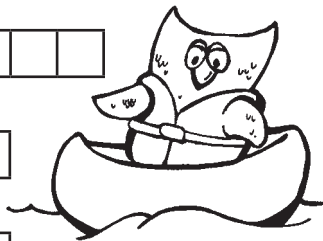
		○			
--	--	---	--	--	--

LKAE

○			
---	--	--	--

NETT

	○		
--	---	--	--




OWL NEEDS A

--	--	--	--	--	--

"Canoe" Find the Right Way?

Help Bennie the Beaver paddle his way down through the maze so he can join his brother Bruce back at the beaver pond.



Find more fun games and puzzles at REI.com/passport.



BE OUT THERE



NATIONAL WILDLIFE FEDERATION®

THE FOURTH SATURDAY IN JUNE!

- Join thousands of others this June in the Great American Backyard Campout.™
- A one-night event when families, youth and individuals camp out in a backyard or local park to discover the fun of being in the outdoors.
- To register for the event, and for tips on how to make your campout fun and memorable, go to **backyardcampout.org**.



NATIONAL
WILDLIFE
FEDERATION®

SEVEN PRINCIPLES OF LEAVE NO TRACE

1. **Know Before You Go**

Pack what you might need, and learn about where you are going.

2. **Choose the Right Path**

Be safe: Don't wander off the main trail alone.

Allow small trees and flowers to grow by not stepping on them.

3. **Trash Your Trash**

"Pack it in, pack it out."

4. **Leave What You Find**

So others can enjoy it and wildlife can use it.

5. **Be Careful With Fire**

Be sure it's OK to build a fire where you're visiting.

Make sure fires are completely out before you leave.

6. **Respect Wildlife**

Observe animals from a distance, and do not feed them.

7. **Be Kind to Other Visitors**

If you are quiet, everyone will observe more wildlife.



Want to leave no trace?

For information, visit REI.com/peak or LNT.org

