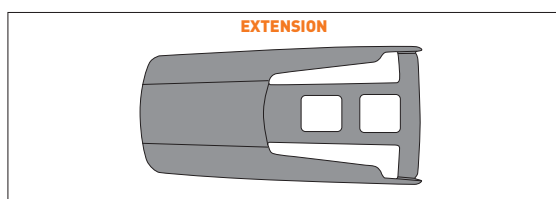
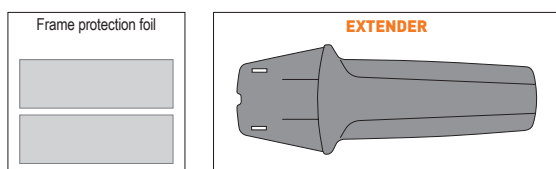
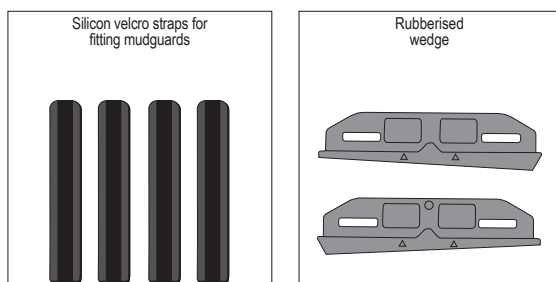
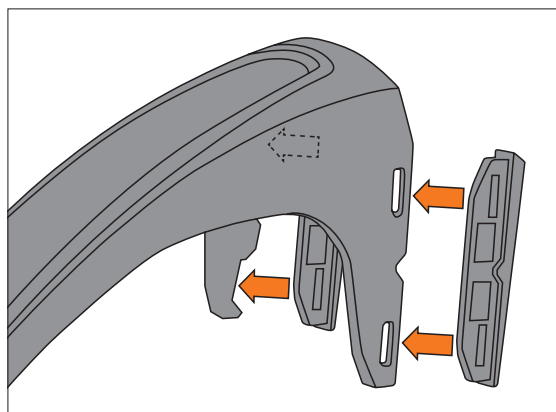


PARTS



1. Insert the rubberized wedge into the mudguard.



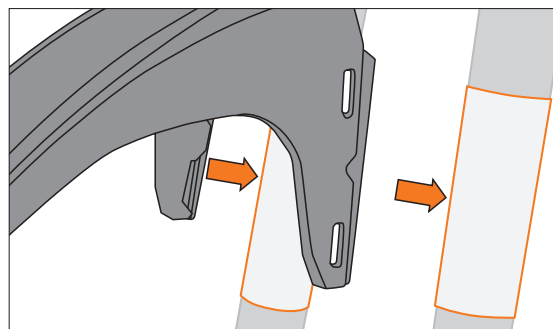
1.1. Adjust the space of the mudguard to the tyre. (2 positions possible)



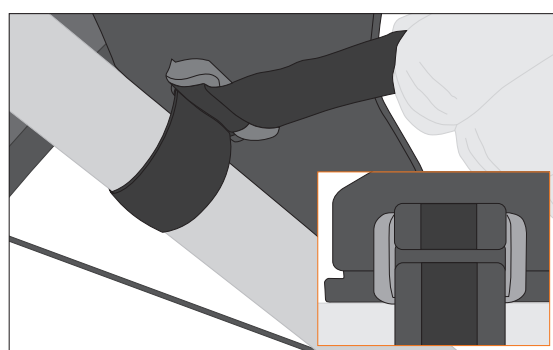
ATTENTION!

We strongly recommend to use the frame protection film.

1.2. Affix the protective film on the bicycle frame.
(Thoroughly clean the frame before affixing)

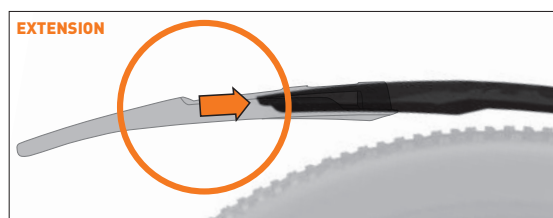


2. Thread the velcro strap with the rubberized side to the frame.
Always retighten the straps before the ride!



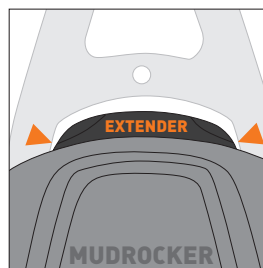
End position strap

3. Optional



ATTENTION!

Clamp the extender in the mudguard and cut it so that it fits between the seating stays.
Avoid in general the contact to the seating stays.



Riding in rough terrain, short contacts of the mudguard and the tyre may occur.